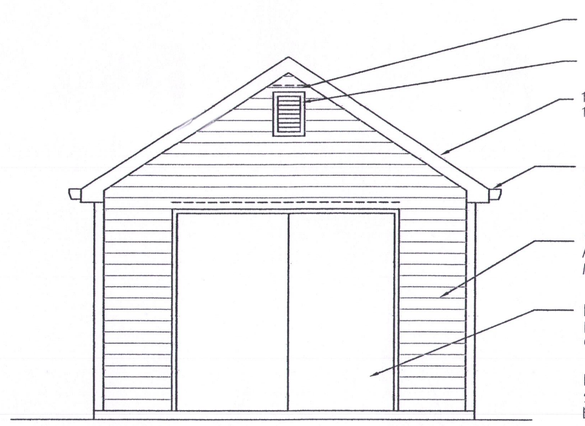

FRONT ELEVATION
SCALE: 1/ 4" = 1'-0"

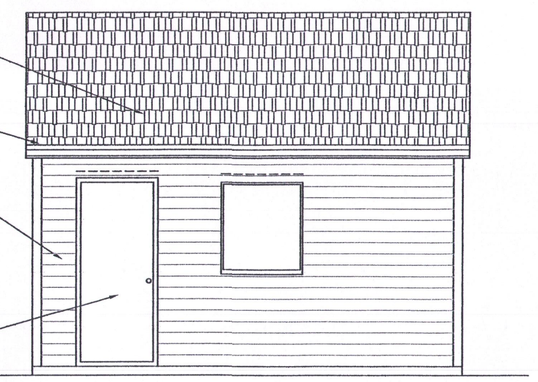

RIGHT SIDE ELEVATION
SCALE: 1/ 4" = 1'-0"

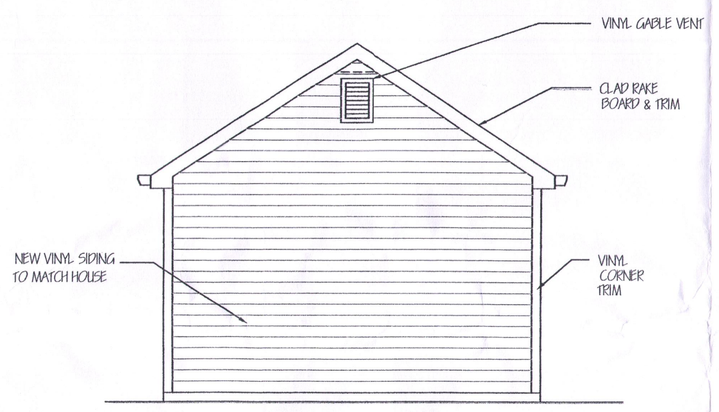

REAR ELEVATION
SCALE: 1/ 4" = 1'-0"

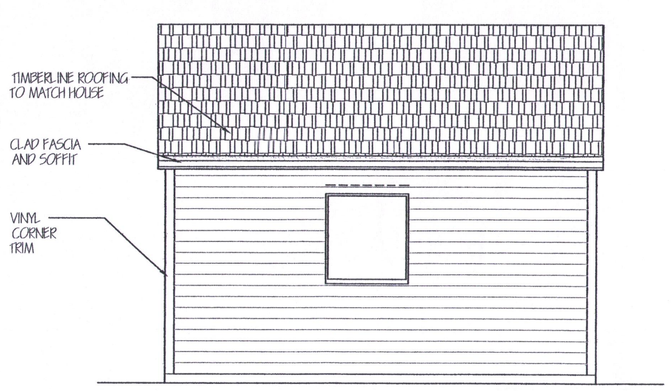

LEFT SIDE ELEVATION
SCALE: 1/ 4" = 1'-0"

GARAGE ELEVATIONS

WIND BRACING NOTES (BASED ON WFCM 2001 EDITION):

1. BUILDING SITE IS LOCATED IN 110-115 MPH ZONE WITH EXPOSURE 'B'.
2. PROVIDE CONTINUOUS BOND BEAM WITH ONE (1) #4 REBAR AT ENTIRE PERIMETER OF FOUNDATION WALL FILLED SOLID WITH CONCRETE.
3. INSTALL #4 VERTICAL REBARS AT 48" O/C IN ALL FOUNDATION WALLS, REBAR TO BE TIED TO BOND BEAM REINFORCING AT TOP OF WALL AND FOOTING REINFORCING AT BOTTOM.
4. INSTALL GALVANIZED STEEL ANCHOR BOLTS AS PER IRC-2006, NJ EDITION, REQUIREMENTS. ALL ANCHORS BOLTS SHALL BE INSTALLED WITH 2" X 2" X 3/16" THICK PLATE WASHERS.
5. INSTALL SIMPSON LTSA18 GALVANIZED STEEL STRAPS AT EVERY THIRD (3RD) STUD DOWN ACROSS TJI RIM BOARD TO SILL PLATE AT PERIMETER OF NEW CRAWL SPACE.
6. INSTALL SIMPSON MSTA36 GALVANIZED STEEL STRAPS AT EVERY THIRD (3RD) STUD ABOVE AND BELOW TJI RIM BOARD BETWEEN FLOORS, STRAPS TO EXTEND EQUAL DISTANCE ABOVE AND BELOW RIM BOARD.
7. INSTALL SIMPSON LSTA18 GALVANIZED STEEL STRAPS FROM TOP PLATE ABOVE HEADERS TO JACK STUDS AT EACH SIDE OF FRAMED OPENINGS.
8. INSTALL SIMPSON LGT2 GALVANIZED CONNECTORS AT EACH ROOF RAFTER DOWN ACROSS TOP PLATE TO STUDS.
9. INSTALL SIMPSON H2.5A HURRICANE CLIPS AT EACH ROOF RAFTER TO TOP PLATE CONNECTION.
10. INSTALL SIMPSON CS18 GALVANIZED STEEL UTILITY STRAPS AT EACH ROOF AND/OR HIP RAFTER CONNECTION, CUT TO LENGTH AND BEND TO PROPER PITCH IN FIELD.
11. NAILING OF SIMPSON STRAPS AND CONNECTORS SHALL BE AS PER MANUFACTURER'S WRITTEN INSTRUCTIONS AND WITH HAND DRIVEN NAILS, NO PNEUMATIC NAIL GUNS SHALL BE USED.

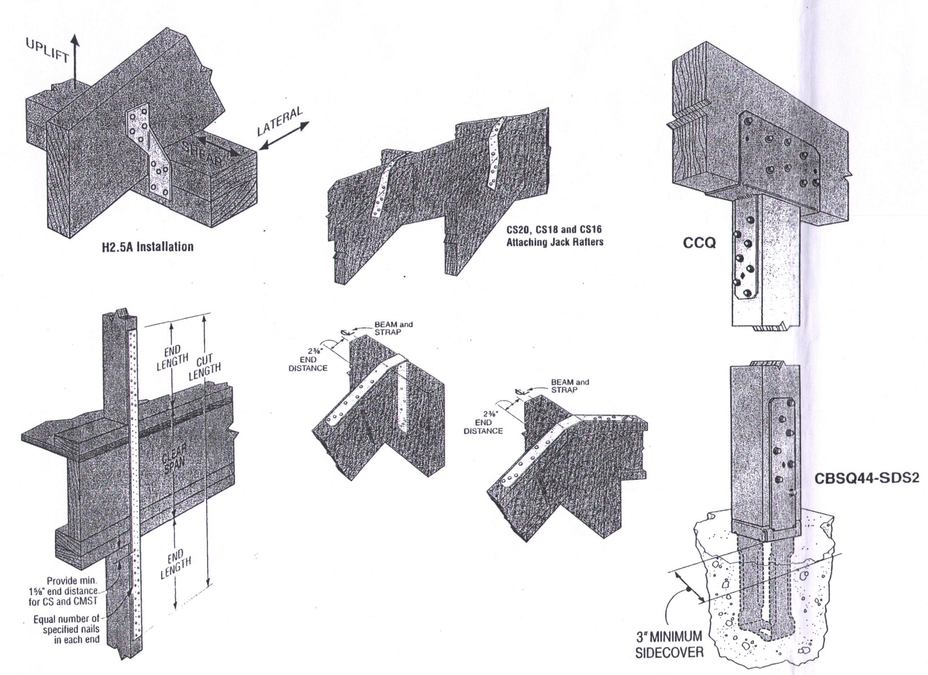

TYPICAL WIND BRACING DETAILS

NOT TO SCALE

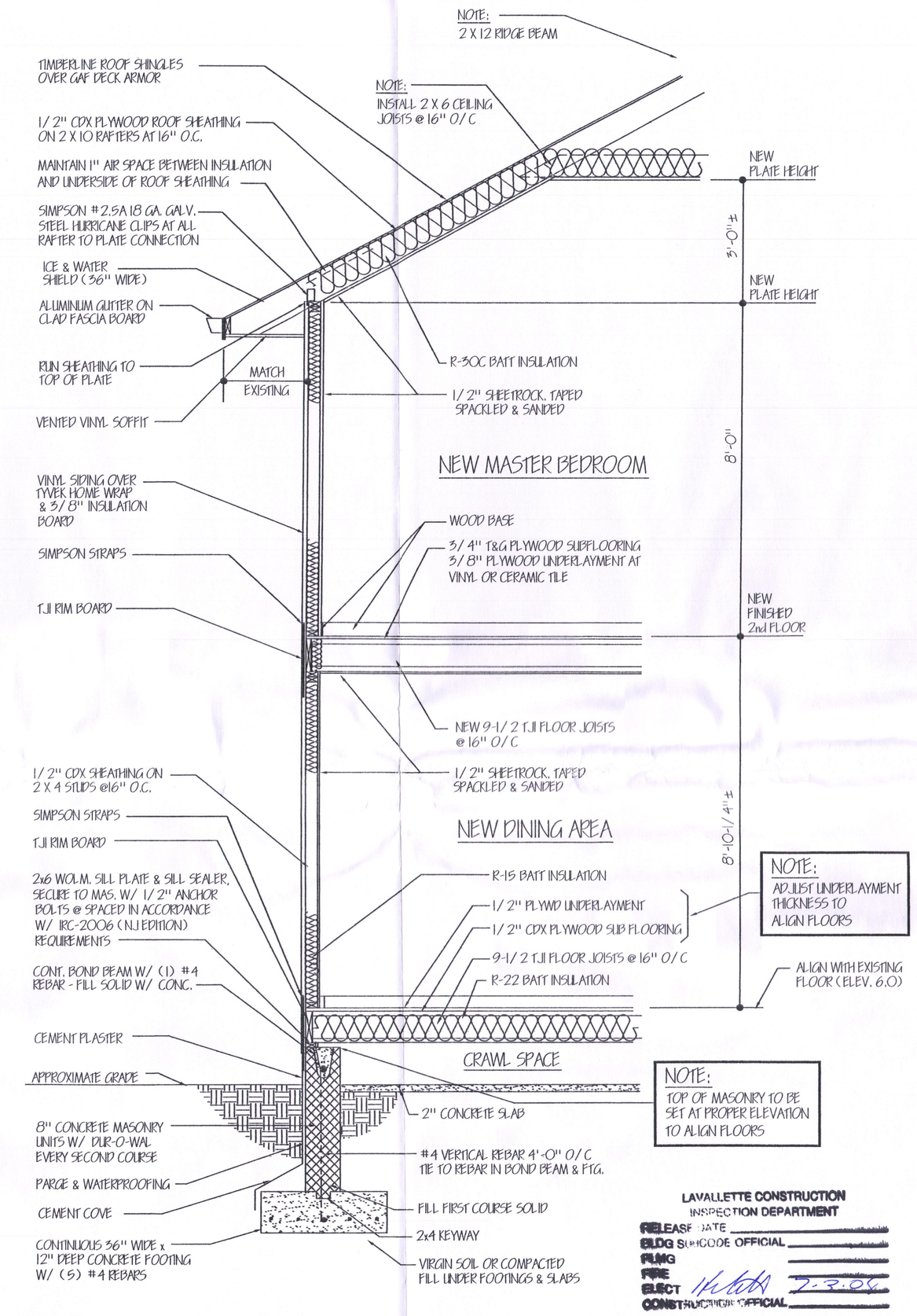

TYPICAL SECTION @ ADDITION
SCALE: 1/ 2" = 1/ -0"

AIA / ARCHITECT
SUITE #6
732-370-8590
ROBERT M. BRAUN
1200 RIVER AVENUE
LAKEWOOD, NJ 08701
N.J. CERT. NO. 07940

PROPOSED ALTERATION & ADDITION
WALSH RESIDENCE
111 Haddonfield Avenue
Lavallette, New Jersey

PROJECT	DRAWING TITLE	DRAWN	CHKD
0550	GARAGE ELEVATIONS / WALL SECTION / WIND BRACING NOTES & DETAILS	LOC	RMB

DATE	REVISION		
02/22/06	REVISE AND REISSUE	LOC	RMB
08/18/06	ISSUE FOR PERMITS	LOC	RMB

DATE: AUGUST 17, 2006

3

SHEET 3 OF 3